



# Q1 2011 REVENUES

April 20, 2011

This presentation may contain forward-looking statements. Such forward-looking statements do not constitute forecasts regarding the Company's results or any other performance indicator, but rather trends or targets, as the case may be. These statements are by their nature subject to risks and uncertainties as described in the Company's annual report available on its Internet website ([www.psa-peugeot-citroen.com](http://www.psa-peugeot-citroen.com)). These statements do not reflect future performance of the Company, which may materially differ. The Company does not undertake to provide updates of these statements.

More comprehensive information about PSA Peugeot Citroën may be obtained on its Internet website ([www.psa-peugeot-citroen.com](http://www.psa-peugeot-citroen.com)), under Regulated Information.



# Q1 2011 Highlights

- Consolidated revenues **up 10.2%** vs Q1 2010 with Automotive Division revenues **up 6.0%**
- Globalization on track: sales volume outside Europe at **38%** (33% in Q1 2010), progress in China, Latin America and Russia
  - ▶ China: first dividend payment by DPCA of MRMB589 approved on 8 April
- Success of distinctive products, with Citroën DS3, Peugeot RCZ, Peugeot 3008 and of Peugeot 508
- BMW Group and PSA Peugeot Citroën investing 100 million EUR in joint venture on Hybrid technologies
- Gefco to acquire 70% of Gruppo Mercurio
- Full repayment of the French State loan anticipated
- 2010 Dividend of €1.1 per share to be proposed to the AGM on May 31<sup>st</sup>



# Q1 2011 revenues: +10.2%

## All divisions contributing to the increase

<i>In million euros</i>	Q1-10	Q1-11	Δ
Automotive	10 619	11 262	+6.0%
Faurecia*	3 202	3 963	+23.7%
Gefco	842	977	+16.1%
Banque PSA Finance	457	470	+2.8%
Other businesses and intra-company eliminations	(1 135)	(1 258)	-
<b>Total revenues</b>	<b>13 986</b>	<b>15 414</b>	<b>+10.2%</b>

\* +15.1% like for like basis at constant exchange rates



# Market trends: strong growth outside Europe

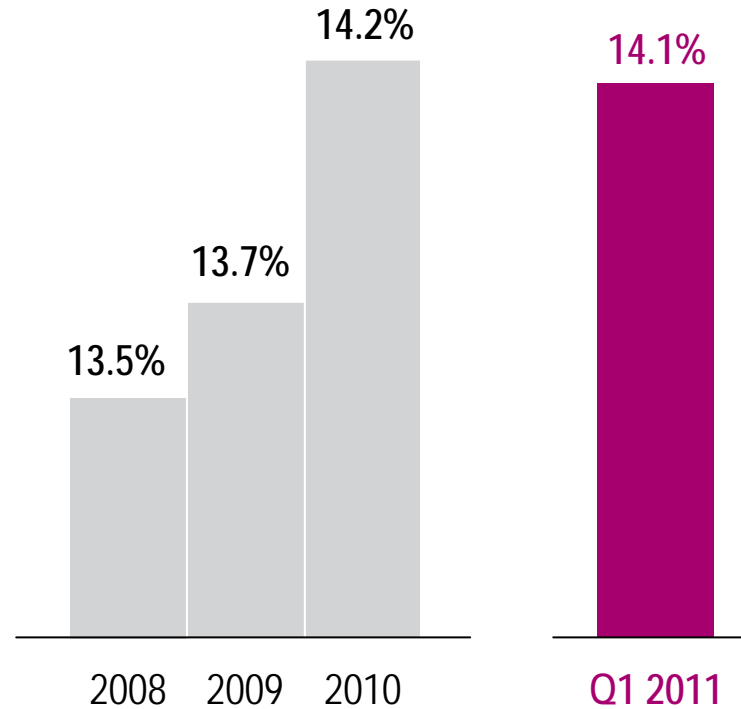
## Cars and light commercial vehicles – Market evolution

	Q1-11
Europe	-0.9%
China	+12.8%
Latin America	+10.0%
Russia	+76.6%



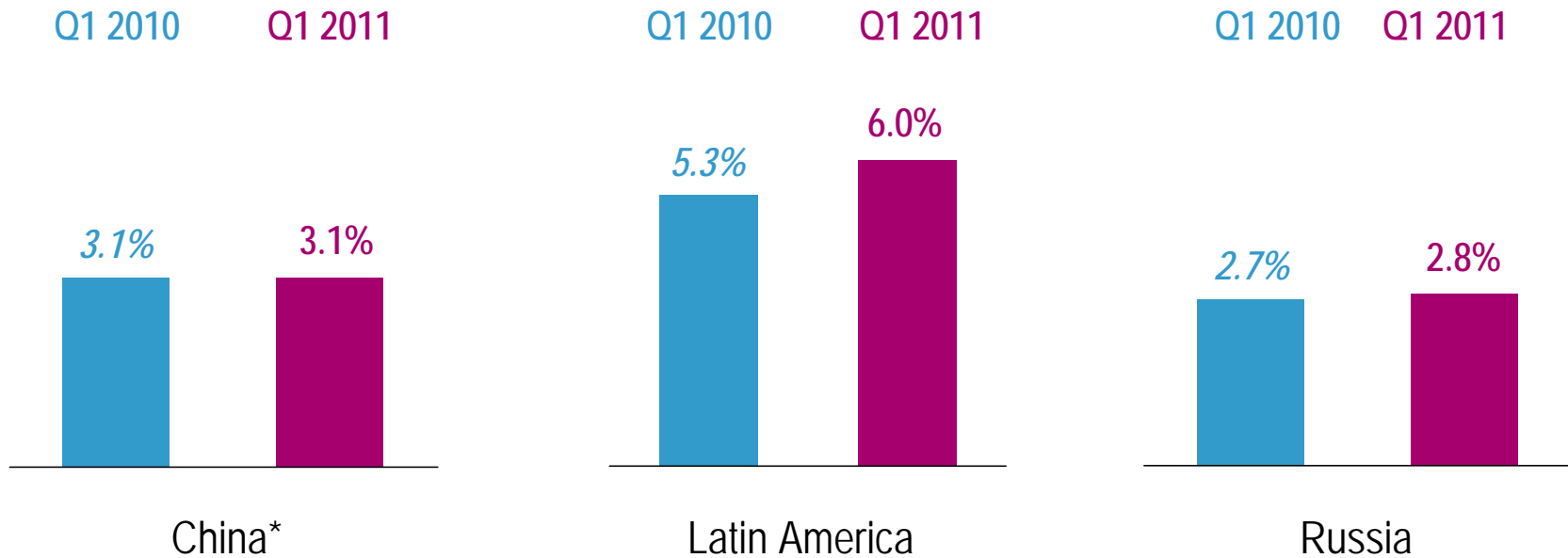
# Europe: consolidation in market share

Market share  
momentum  
in Europe 30



# Outside Europe: good performance in all markets

## Cars and light commercial vehicles – Market share

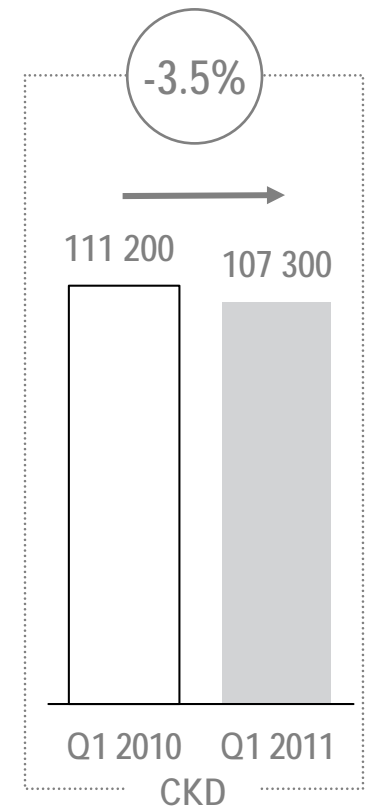
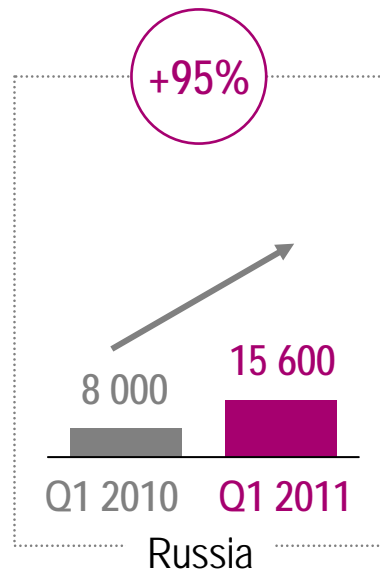
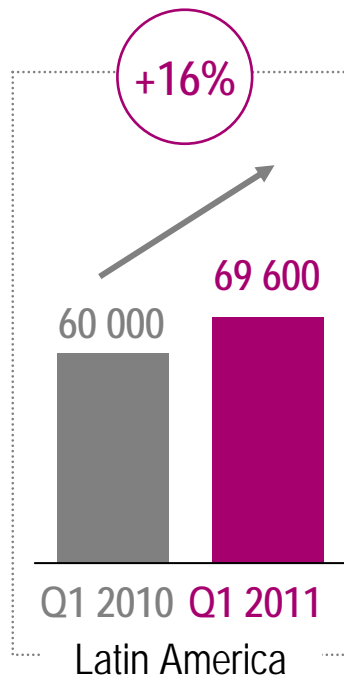
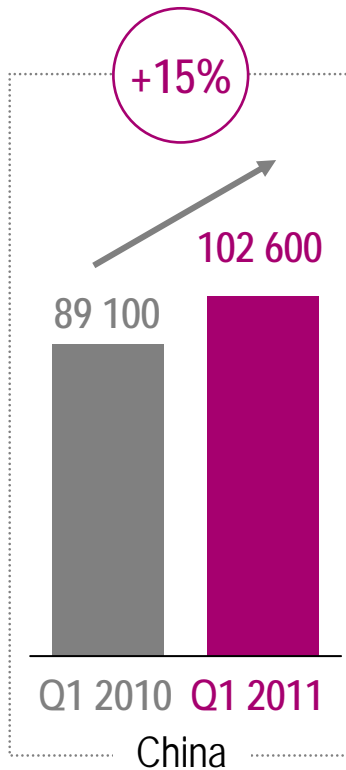


\* Only cars



# Globalization on track

> Sales volumes outside Europe at 38% vs 33% in Q1 2010





# Automotive: worldwide unit sales up 0.8%, driven by emerging countries

## Assembled vehicles and CKD units

<i>In K units</i>	Q1-10	Q1-11	Δ
Europe	609	575	-5.6%
Russia	8	16	+94.6%
Latin America	60	70	+16.1%
Rest of the world	36	51	+40.7%
<b>Assembled vehicles (excluding China)</b>	<b>714</b>	<b>712</b>	<b>-0.3%</b>
China	89	103	+15.1%
<b>Total assembled vehicles</b>	<b>803</b>	<b>814</b>	<b>+1.4%</b>
Total CKD	111	107	-3.5%
<b>Total assembled vehicles + CKD units</b>	<b>914</b>	<b>921</b>	<b>+0.8%</b>



# New model momentum (1/2)

2010



PEUGEOT RCZ

- Leader in Europe on its segment
- 17 000 units sold in 2010, **5 000 units in Q1 2011**



CITROËN DS3

- 40% new customers
- 65 000 units sold in 2010, **20 000 units in Q1 2011**
- Average price of €19 000 vs €16 000 for C3



CITROËN C4

- C4 & new C4: **+31% units vs Q1 2010**

2011

PEUGEOT 508  
PEUGEOT 508 SW

- Objective: 100 000 units sold in 2011, 200 000 units sold in 2012, of which 65 000 units in China
- **c.21 000 units end March**, well above objectives



CITROËN DS4

- Second model of the DS line
- Launched in Q2 2011



CITROËN DS5

- Third model of the DS line
- First world reveal in Shanghai motorshow on 18 April

## New model momentum (2/2)

	Q1-09	Q1-10	Q1-11
C&D segments	36%	39%	41%
A&B segments	48%	44%	41%
of which distinctive models (DS4 & DS5 to come in 2011 after Q1)	2%	7%	9%

- Average age:
  - ▶ 3.0 years PSA range average age (*private cars*)
- LCV:
  - ▶ Upturn in the European light commercial vehicle market confirmed with 10% growth in Q1 11
  - ▶ PSA Peugeot Citroën: European leader on the LCV market with a 21.5% share



# Maintaining a step ahead in CO<sub>2</sub>

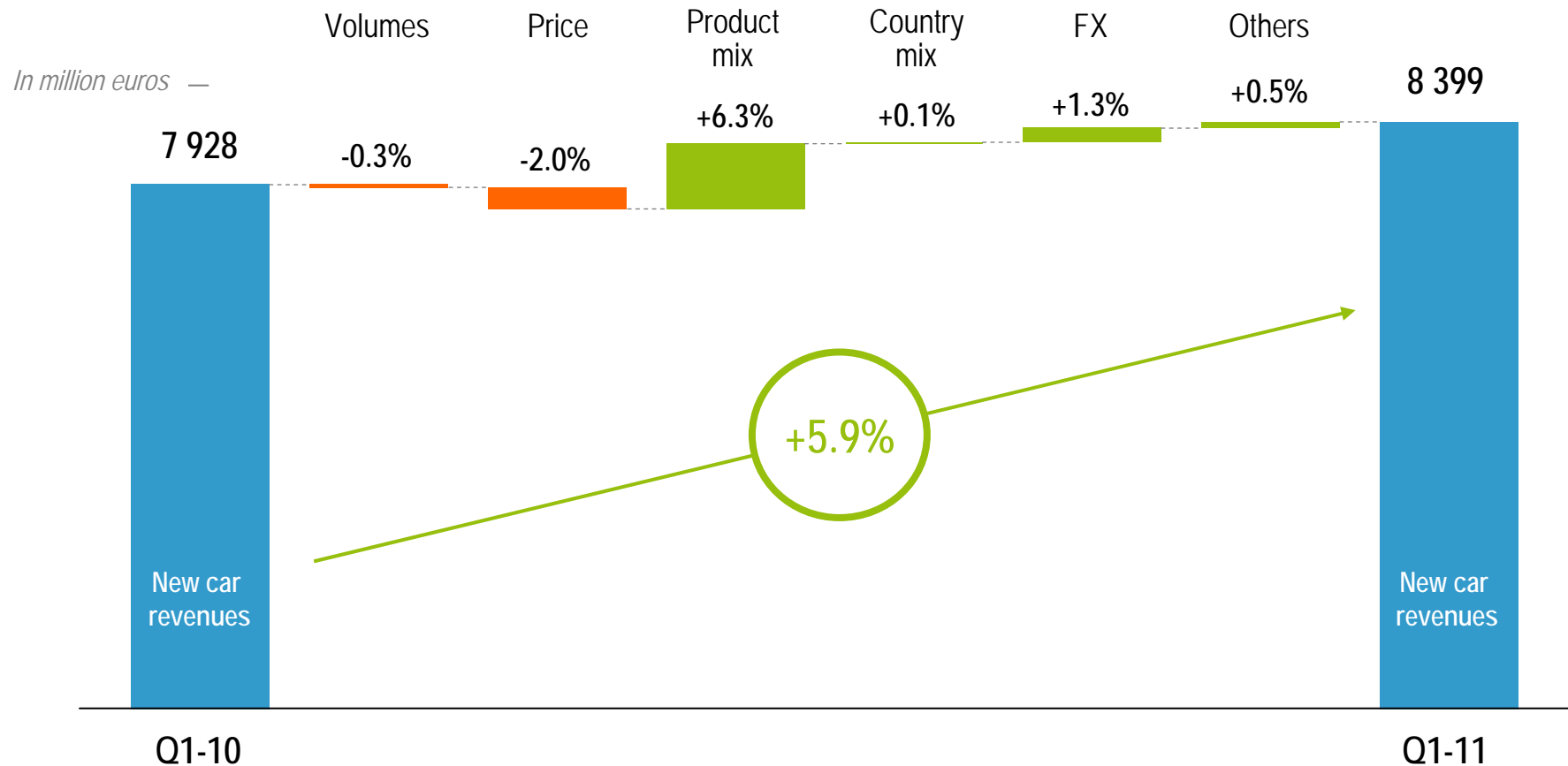
- Deploying new technologies designed to deliver powerful breakthroughs in reducing CO<sub>2</sub> emissions
  - ▶ Deployment of the second generation of Stop & Start: e-HDi on 508, 308, C3, DS3, C4, C4 Picasso & C5
  - ▶ First car maker to introduce EV in Europe in 2010: Peugeot iOn and Citroën C-Zero
  - ▶ First in the world to market diesel Hybrid technology in Q3 2011: Peugeot 3008 Hy4
- BMW Group and PSA Peugeot Citroën to Invest 100 Million Euros in Joint Venture on Hybrid Technologies
  - ▶ Create an open European platform and foster the development of European standards for hybrid technologies
  - ▶ Develop advanced technological manufacturing expertise in Europe in the field of electric powertrains

PSA PEUGEOT CITROËN



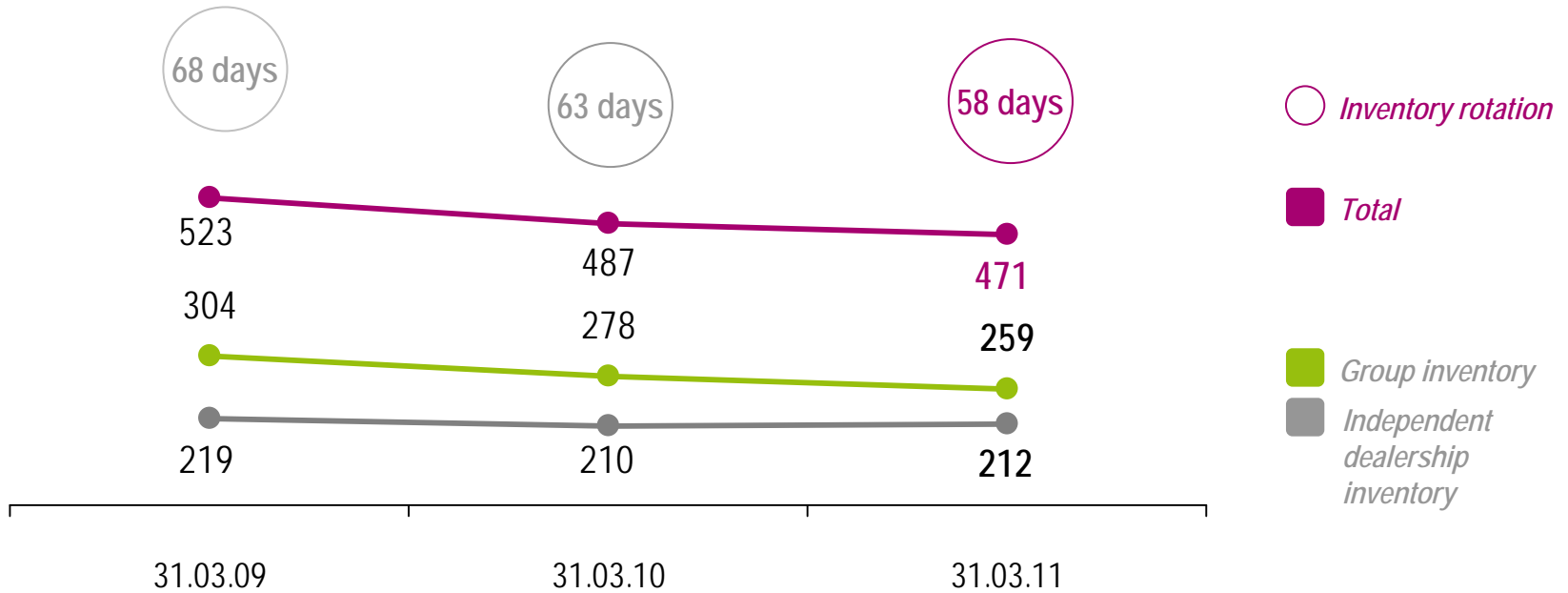
# New car revenues analysis

> Strong product mix in Q1 2011



> Improved inventory rotation at 58 days

In thousands of new vehicles



# Sustained recovery at Faurecia, with revenues up 24%

- > Increase driven by growth in North America and Asia
- > Strong growth for the four business groups

<i>In million euros</i>	Q1-10	Q1-11	Δ
Automotive Seating	1 062	1 188	+11.8%
Interior Systems	670	775	+15.8%
Emissions Control Technologies Systems	563	716	+27%
Automotive Exteriors	239	424	+77%
<b>Total Product revenues</b>	<b>2 534</b>	<b>3 104</b>	<b>+22.5%</b>
Monolith revenues	487	645	+32.5%
Development, Tooling & Prototype revenues	181	214	+18.1%
<b>Total revenues*</b>	<b>3 202</b>	<b>3 963</b>	<b>+23.7%</b>

\* +15.1% like for like basis at constant exchange rates



# Solid performance by Gefco

- > Revenues up 16.1% at €977m
- > Acquisition of Mercurio: portfolio diversification and extension of international footprint

<i>In million euros</i>	Q1-10	Q1-11	Δ
PSA Peugeot Citroën	556	642	+15.5%
Third parties	286	335	+17.1%
<b>Total revenues</b>	<b>842</b>	<b>977</b>	<b>+16.1%</b>



- > Revenues up +2.8% in Q1 2011
- > Sustained rise in new contracts up +4.1%

<i>In million euros</i>	Q1-10	Q1-11	Δ
Revenues	457	470	+2.8%
Total outstanding loans <i>(end of period)</i>	23.1bn *	23.9bn	+3.5%
Number of new contracts <i>(lease and financing)</i>	218 000	227 000	+4.1%

\* €23.1bn end of period Q1 2010 (vs €22.9bn on average Q1 2010)



# Impact of Japan disaster

- PSA is carefully tracking the evolving situation
  - ▶ Reduced visibility on Q2
  - ▶ Close coordination with auto equipment OEMs to minimize disruption in production
- Japan impact including Hitachi of €150m estimated on H1 2011 automotive recurring operating income
  - ▶ Plants making diesel-powered vehicles partially impacted in weeks 12 and 13
  - ▶ Diesel engine production returned to normal
  - ▶ Product range adjustments



# 2011 Outlook

## 2011 Outlook \* (as of FY 2010 results)

- Automotive recurring operating income in 2011 is expected to be above the level of 2010, with a €1.1 billion contribution from the Performance Plan, which should more than offset significant increases in raw material and other input costs
- Faurecia, Gefco and Banque PSA Finance to deliver increased recurring operating income
- Free Cash Flow, after higher capitalised R&D and capital expenditure of €3 billion, is expected to be positive
- Progress with our globalization projects in China, Latin America, Russia and India

## 2011 Outlook

- **2011 outlook confirmed**
- **Automotive H1 2011 ROC comparable with H1 2010 ROC excluding impact of Japan**

\* Based on market assumptions as of Feb. 9<sup>th</sup> 2011 (Europe stable, China +c. 10%, Latin America +c. 4%, Russia +c. 15%)





# APPENDIX

# Globalization on track

