



PSA PEUGEOT CITROËN



Q1 REVENUES 2013

April 24th, 2013

This presentation does not constitute an offer to sell, or a solicitation of an offer to buy, PEUGEOT SA (“Company”) shares.

This presentation may contain forward-looking statements. Such forward-looking statements do not constitute forecasts regarding the Company’s results or any other performance indicator, but rather trends or targets, as the case may be. These statements are by their nature subject to risks and uncertainties as described in the registration document filed with the French Autorité des Marchés Financiers (AMF). These statements do not reflect future performance of the Company, which may materially differ.

The Company does not undertake to provide updates of these statements.

More comprehensive information about PSA PEUGEOT CITROËN may be obtained on group website (www.psa-peugeot-citroen.com), under Regulated Information.



Q1 2013 Highlights

- Restructuring plan: on track for Q2 2013
- Robust financial security: successful bond issues in Q1 for both PSA, and Banque PSA Finance with the State guarantee
- GM Alliance: first joint purchases undertaken, product & platform developments on going and new initiatives under review
- China: 3.9% market share and volumes up +31%
- Strong pipeline of new launches in Q2 and H2 2013. Introduction of the EMP2 platform
- Q1 Group revenues down 6.5% YoY, Automotive Division revenues down 10.3% in a European market at -10% vs. Q1 2012





2013 FIRST-QUARTER REVENUES

Jean-Baptiste de CHATILLON

CFO and Member of the Managing Board

Q1 2013 Revenues*: €13bn

<i>In million euros</i>	Q1 12	Q1 13	Change
Automotive	9,719	8,722	-10.3%
Faurecia	4,297	4,369	+1.7%
Banque PSA Finance	496	451	-9.0%
Other businesses and intra-company eliminations	(582)	(517)	-
Total revenues	13,930	13,025	-6.5%

* Gefco revenues deconsolidated after the sale of 75% of the capital in 2012



Market trends

— Δ vs. previous year —

Cars and light commercial vehicles – Market evolution

	Q1 2013
Europe 30	-10%
<i>Italy</i>	-14%
<i>France</i>	-14%
<i>Spain</i>	-12%
<i>UK</i>	+8%
<i>Germany</i>	-13%

	Q1 2013
China*	+19%
Latin America**	+2%
Russia	0%

* Passengers vehicles on invoices market w/o imports

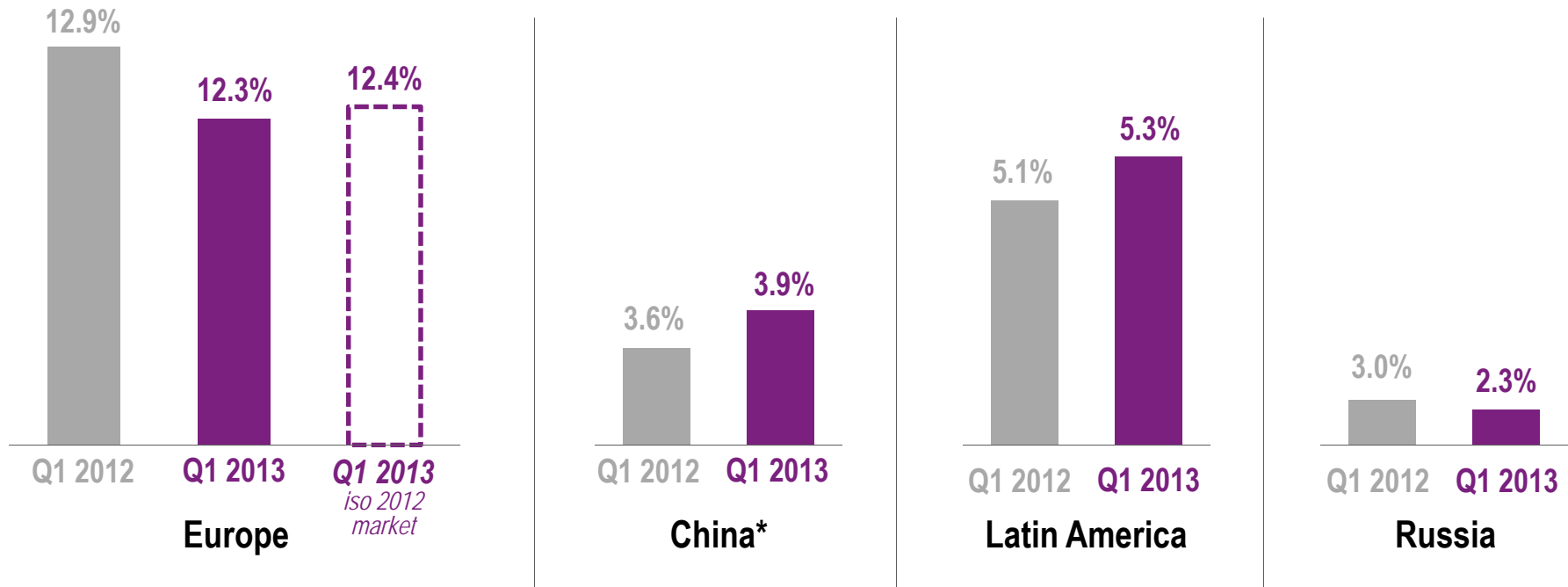
** Brazil, Argentina, Chile, Mexico



Automotive: market share

- ▶ LCV: European leader with 22.1% market share +1.1pt vs. Q1 2012
- ▶ China: reaping the benefits of successful range extension
- ▶ Latin America: +2.8pt market share in Argentina

Cars and light commercial vehicles – market share



* Passengers vehicles on invoices market w/o imports



Automotive: worldwide unit sales

- ▶ Europe: strong market contraction in Q1 2013 and disruption of Citroën C3 production at Aulnay
- ▶ 43% sales volume outside Europe (excluding CKD): +10pts vs. Q1 2012

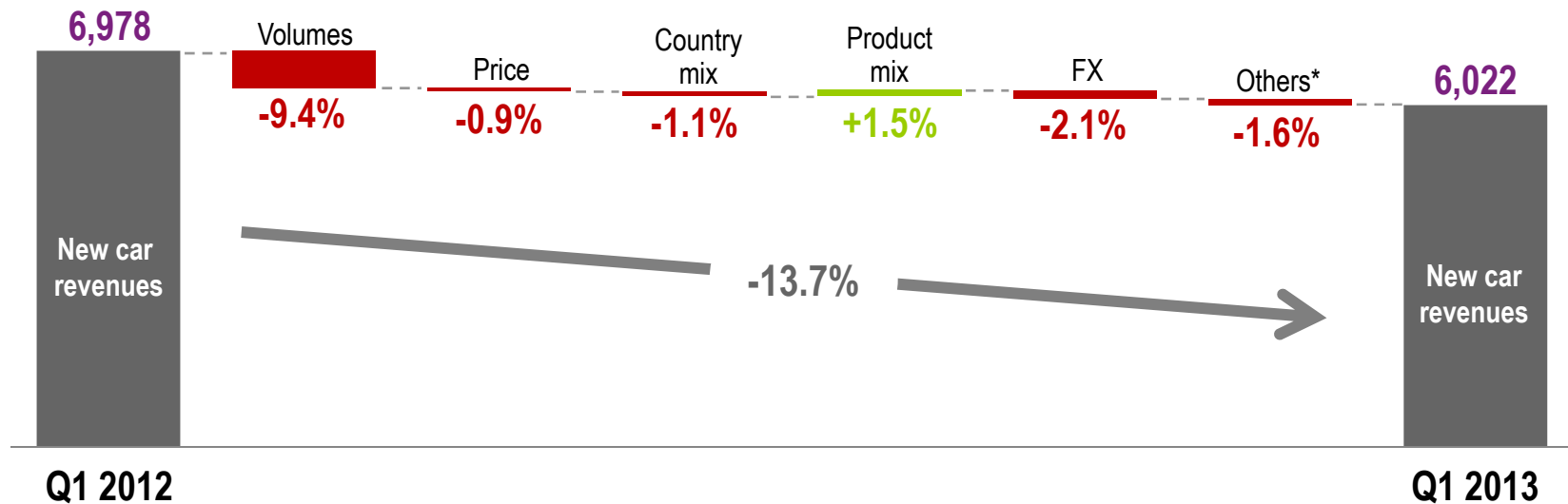
<i>In thousands units</i>	Q1 2012	Q1 2013	Δ
Europe	459	382	-16.9%
Russia	19	14	-26.7%
Latin America	52	65	+24.8%
Rest of the world	52	70	+35.8%
Assembled vehicles (excluding China)	582	531	-8.8%
China	109	143	+31.1%
Total assembled vehicles	691	674	-2.5%
Total CKD	99	0	-99.6%
Total assembled vehicles + CKD units	790	675	-14.6%



Automotive: new car revenue analysis

- ▶ Unfavorable European context impact on volumes
- ▶ Price competition maintained
- ▶ Positive product mix contribution on top of a strong Q1 2012

— In million euros —



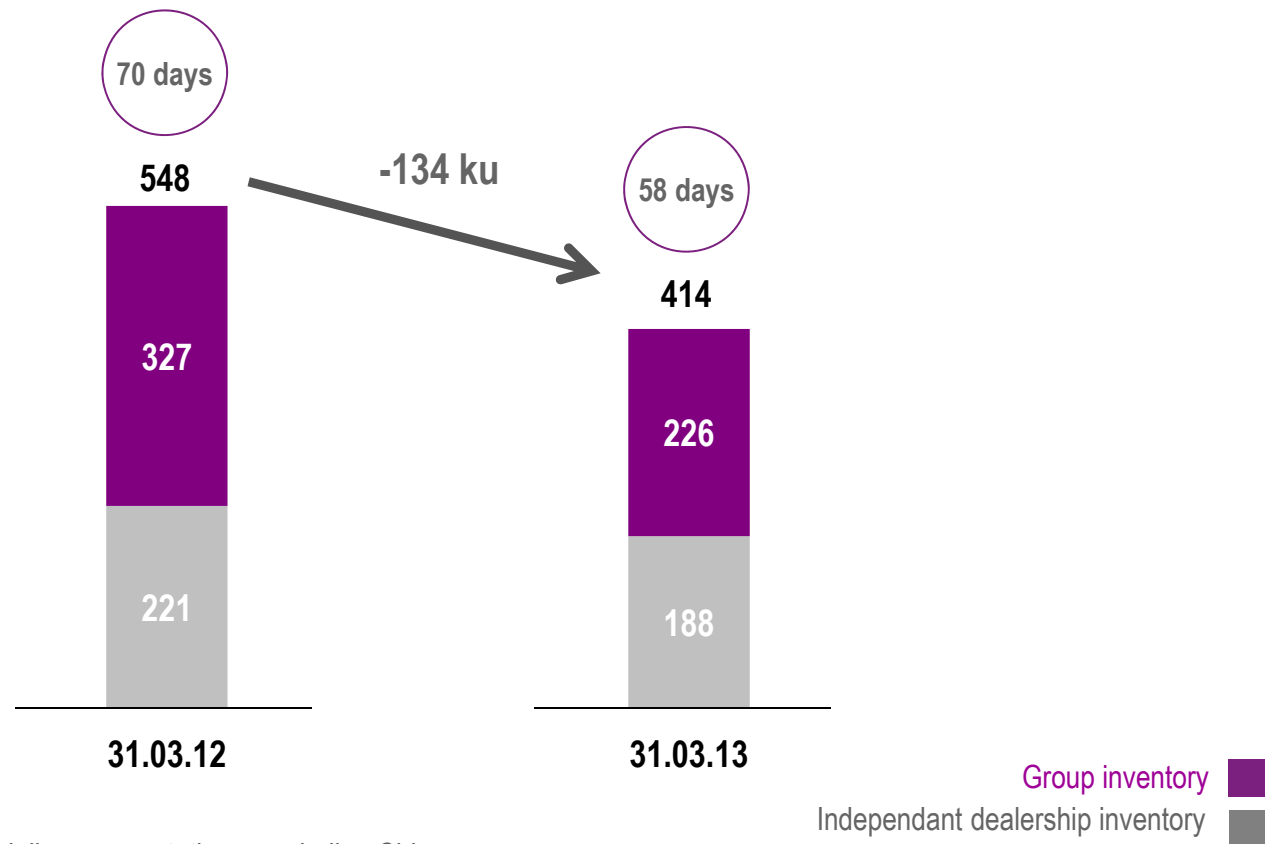
* CKD, accounting treatment of buy back commitment, short term rental



Inventories

- ▶ Q1 2013 inventories down 134k vehicles vs. Q1 2012
- ▶ Keeping an adequate level of inventories for 2013

*In thousands of new vehicles**



* World figures, based on forward 3 months delivery expectations, excluding China



Banque PSA Finance

- ▶ €1.2bn bond issue successfully realized with French State guarantee
- ▶ Enhanced penetration rate
- ▶ Launch of Distingo on March 7th, first savings account for retail customers

<i>In million euros</i>	Q1 2012	Q1 2013	Change
Revenues	496	451	-9.0%
Total outstanding loans (end of period)	24.2bn	22.4bn	-7.6%
Number of new contracts (lease and financing)	210,000	189,000	-10.2%



► Sales +1.7%: Asia & North America compensate for decline in Europe

<i>In million euros</i>	Q1 2012	Q1 2013	Change
Automotive Seating	1,273	1,206	-5.3%
Interior Systems	845	968	+14.5%
Emissions Control Technologies Systems	823	827	+0.5%
Automotive Exteriors	412	416	+1.1%
Total Product revenues	3,353	3,417	+1.9%
Monolith revenues	723	687	-5.0%
Development, Tooling & Prototype revenues	220	265	+20.4%
Total revenues	4,297	4,369	+1.7%





2013 PRIORITIES UPDATE

Robust level of financial security

New financing successfully realized in Q1 2013

- PSA: €1bn bond issue with 5 year maturity successfully realized on February 28th
- Banque PSA Finance: financing secured, good visibility in amount & duration
 - ▶ €1.2bn bond issue with French state guarantee successfully placed, with temporary EC authorization on a first tranche of issuance
 - ▶ €11.5bn of medium term bank financing availability confirmed through new syndicated loan agreement, renewed credit lines and bilateral bank facilities
 - ▶ Launch of Distingo: first passbook savings account for retail customers
 - ▶ Securitization and collateralization at 25%



Restructuring plan

On track for Q2 2013

- First plan announced on November 2011 now achieved
- Second plan announced on July 2012: agenda on track for Q2 2013
 - ▶ Agreement signed by 5 unions on March 18th
 - ▶ Restructuring plan: final extraordinary committee scheduled on April 29th
 - ▶ Already 3,750 employment solutions for Aulnay, and 1,700 for Rennes, reindustrialization on track
- CICE (*“Crédit d’impôt pour la compétitivité et l’emploi”*) to be implemented in 2013



Global Alliance with GM

Joint Purchasing Organization in Europe launched:

- ▶ Common organization since February 25th
- ▶ 1st joint purchases undertaken



Joint product developments & platforms ongoing:

- ▶ C-MPV and B-MPV developed on PSA platforms
- ▶ B-MPV development led by GM
- ▶ New B segment platform co-developed

New initiatives under review: considering additional synergies

Exploring opportunities in growth markets



Record product cycle & innovations to support European market share

Successful launches:

- ▶ Peugeot 208: 27,000 orders in March, 30% of the mix > level 3
- ▶ Citroën DS3 Cabrio: already 4,000 orders since launch
- ▶ Peugeot 301 & Citroën C-Elysée: 22.000 orders on Q1 2013
- ▶ Hybrid4: #2 in Europe

Strong pipeline of new products as of Q2 2013:

- ▶ Peugeot 208 range broadened with GTI, XY, consolidating the 208 success
- ▶ Peugeot 2008 launch in May
- ▶ New Citroën C4 Picasso inaugurates the new EMP2 platform, and New Citroën C3

1,348 patent applications published in 2012 in France:
#1 for the 6th consecutive year



Globalization

Focus on China

- Market share at 3.9%: 5% objective by 2015 confirmed
- Volumes up +31% & market share up 0.3pt versus Q1 2012
- Successful launches of the Peugeot 3008 & Citroën C4-L
- DPCA dividend up 19% to c. €100m
- CAPSA: start of production in H2 with the DS5, 26 stores open

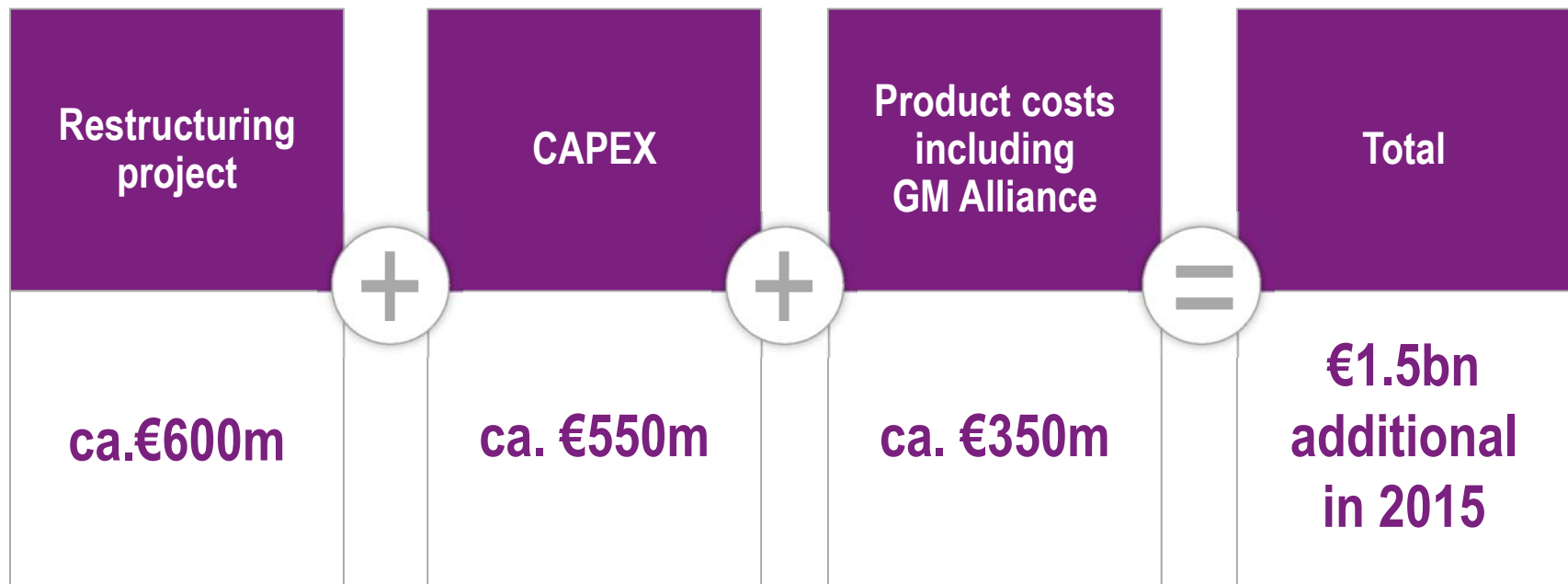




OUTLOOK

On the path to European turnaround

Rebound 2015*: restore automotive profitability in Europe



* Underlying assumptions 2012-2015: European market & pricing stabilized at 2012 levels / Market share in Europe maintained at 13% unchanged, supported by new launches



2013 Group objective:

- ▶ Operational cash consumption rate reduced by half
- ▶ Market assumptions: Europe: c. -5%, China: c. +8%, Latin America: c. +2%, Russia: c. 0%

2014 Group objective:

- ▶ 2014 European market environment could be worse than previously expected. Operational initiatives to offset such potential deterioration are under review to maintain our objective of restoring breakeven in Group operational free cash flow by end 2014





APPENDIX

Worldwide unit sales

IN THOUSAND OF UNITS*		Q1 2012	Q1 2013	CHANGE
Europe**	AP	240,300	202,500	-15.7%
	AC	219,100	179,300	-18.2%
	Total PSA	459,400	381,800	-16.9%
Russia	AP	11,100	8,300	-25.2%
	AC	8,000	5,700	-28.8%
	Total PSA	19,100	14,000	-26.7%
LatAm	AP	32,500	38,400	18.2%
	AC	19,500	26,500	35.9%
	Total PSA	52,000	64,900	24.8%
China	AP	54,700	72,400	32.4%
	AC	54,400	70,600	29.8%
	Total PSA	109,100	143,000	31.1%
Rest of the world	AP	35,700	50,600	41.7%
	AC	16,200	19,900	22.8%
	Total PSA	51,900	70,500	35.8%
Total Assembled vehicles	AP	374,300	372,200	-0.6%
	AC	317,200	302,000	-4.8%
	Total PSA	691,500	674,200	-2.5%
CKD	AP	98,600	400	-99.6%
	AC	0	0	-
	Total PSA	98,600	400	-99.6%
Total Assembled vehicles + CKD units	AP	472,900	372,600	-21.2%
	AC	317,200	302,000	-4.8%
	Total PSA	790,100	674,600	-14.6%

* Assembled vehicles, CKD units

** Europe = EU + EFTA + Albania + Bosnia + Croatia + Kosovo + Macedonia + Montenegro + Serbia



Delivering on globalization

Globalization on track to 50% of sales volume outside Europe in 2015

China

- ▶ **>0.5 million units in 2013**
- ▶ **DPCA's 3rd plant (Wuhan III)** to operate in H2 2013
- ▶ **New launches in 2013:** Peugeot 3008, 301, Citroën C4-L, C-Elysée
- ▶ **Dividend up 19% at c. €100m**
- ▶ **2nd JV in China on track with DS line** and DS5 locally produced in H2 2013

Latin America, Russia & Rest of the World

- ▶ **Unlocking the value of recent investments**
 - Range renewal in LatAm: Peugeot 208, 308, new C3, Citroën C4-L...
 - Commercial offensive in Russia: Citroën C4-L...
 - Exploration of opportunities with GM
- ▶ **Peugeot 301 & Citroën C-Elysée**
 - Produced in Vigo in Spain and in China from 2013
 - Dedicated to growth markets (Turkey, Russia...)



Brand upscaling

<i>% of total sales</i>	2009	2010	2011	2012	Q1 2013
C & D segments	38%	40%	43%	45%	48%
A & B segments	46%	43%	38%	38%	35%
Premium vehicles*	9%	13%	18%	18%	18%

* Premium vehicles: distinctive models from the A, B and C segments (Peugeot 207CC, 2008, 308CC, RCZ, 3008 , 4008 and Citroën DS3, DS4 and C4-Aircross) and models from the D and E segments (Peugeot 508, 407, 607,4007 and Citroën C5, C6, DS5 and C-Crosser)



Decline in the European utilization rate

	2009	2011	2012	Q1 2013
Utilization rate*	80%	86%	75%	67%
<i>o/w A&B</i>	87%	76%	72%	59%

* 100% = 2 shifts working 8 hours / day, 235 days / year

